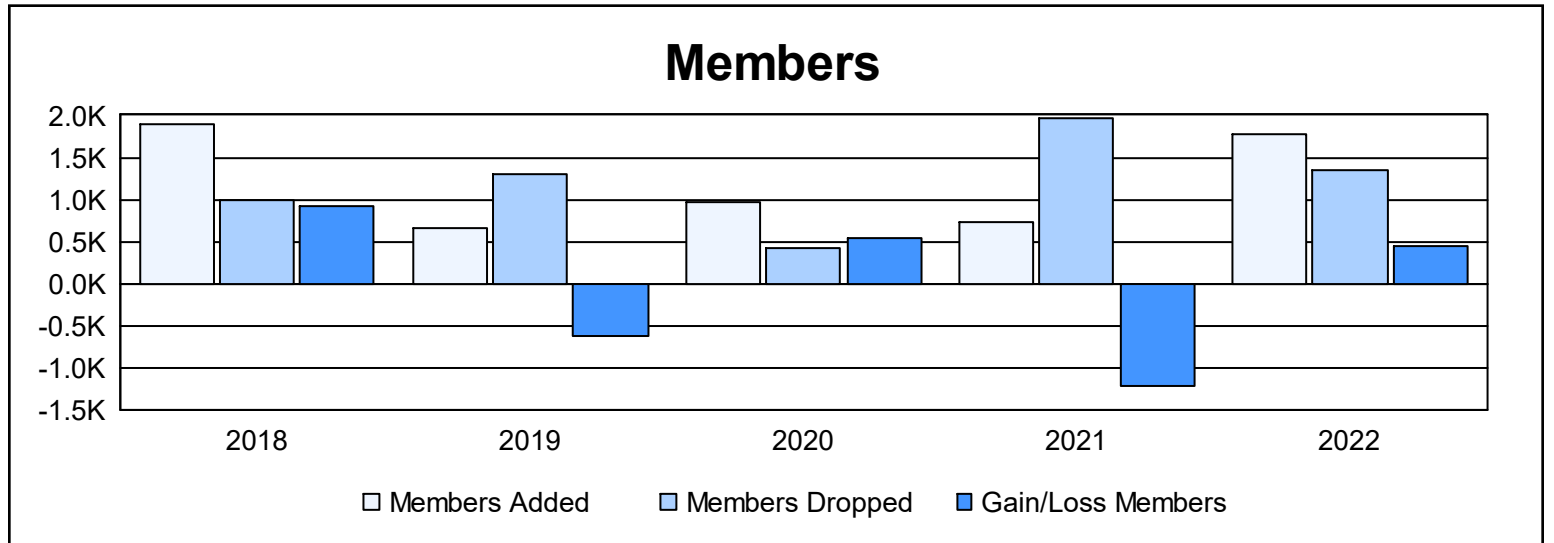
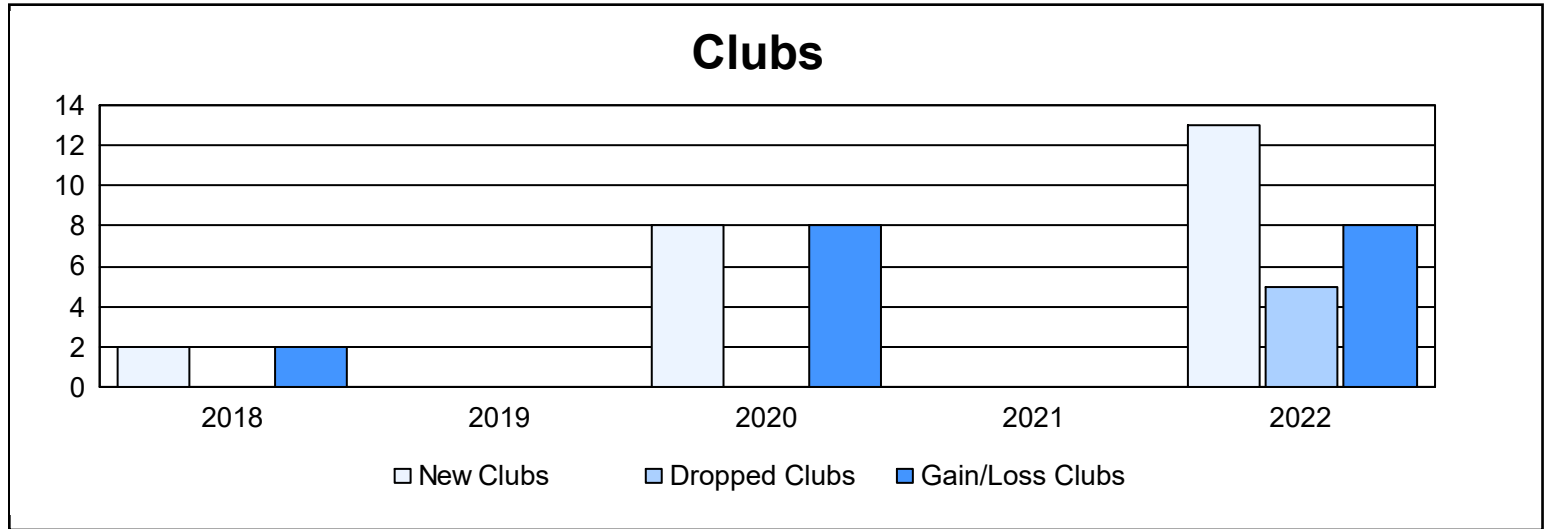
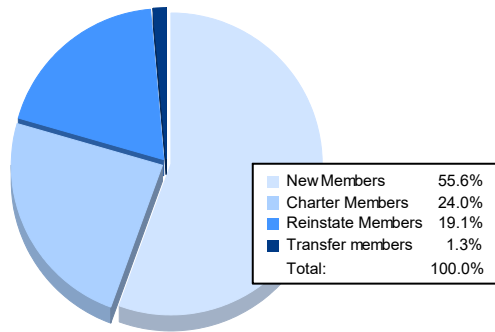


Year	New Clubs	Dropped Clubs	Gain/ Loss Clubs	New Members	Charter Members	Reinstate Members	Transfer Members	Total Member Added	Total Members Dropped	Gain/ Loss Members
2017-2018	2	0	2	1,741	106	35	19	1,901	993	908
2018-2019	0	0	0	609	9	39	11	668	1,293	-625
2019-2020	8	0	8	593	273	59	29	954	413	541
2020-2021	0	0	0	602	37	84	17	740	1,955	-1,215
2021-2022	13	5	8	986	425	339	23	1,773	1,338	435
Average	5	1	4	906	170	111	20	1,207	1,198	9



Membership Composition June 2022 Cumulative



Gender Composition June 2022 Cumulative

